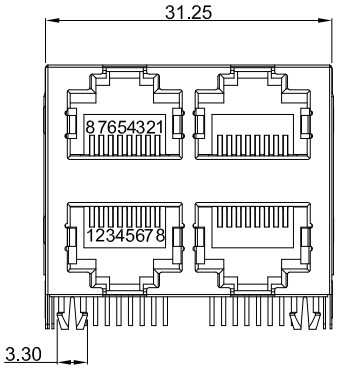

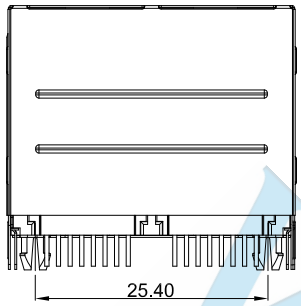

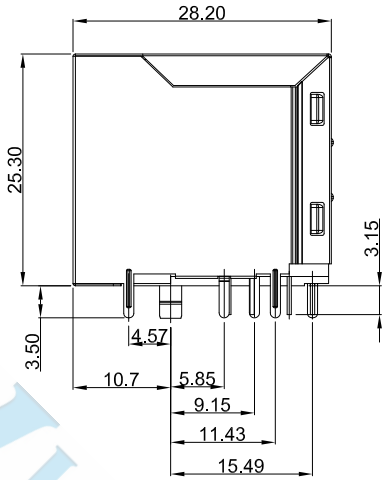

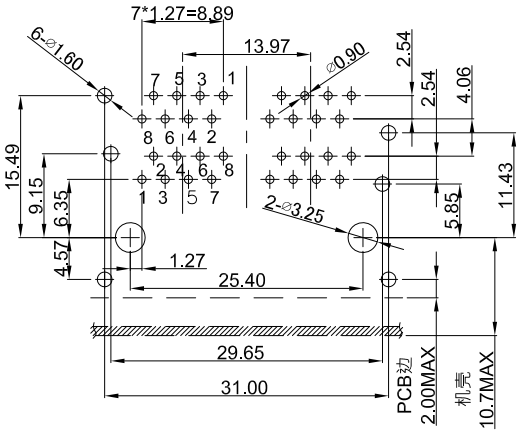

RECOMMENDED P.C.B LAYOUT TOP VIEW

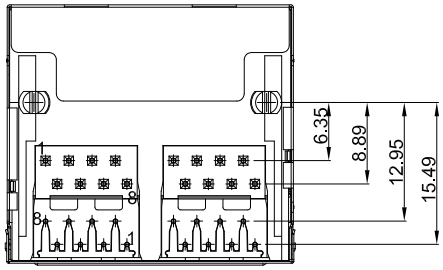

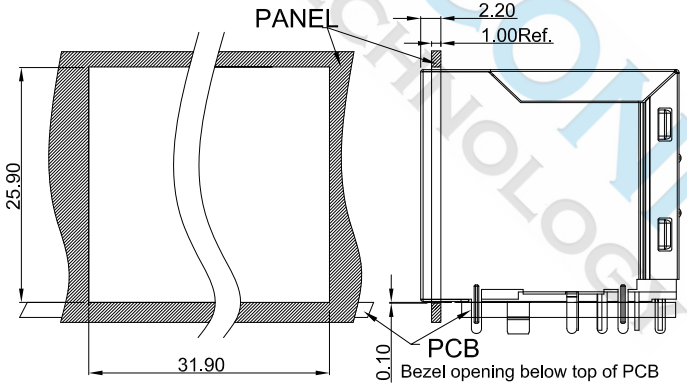

Recommended panel cut out

MATERIALS:

1.Housing:Glass Filled PA46 BLACK UL94V-0.

2.Insert:Glass Filled PBT BLACK UL94V-0

3.Shielding:Copper Alloy with Nickel Plated.

4.Contact:0.46mm DIA. Phosphor Bronze gold Plating Over Nickel.

5.Solder:Copper Alloy with Nickel Plated.

※MATES WITH MODULAR PLUG CONFORMING TO FCC PART 68,SUBPART F.

DIMENSIONS TOLERANCE METRIC								
Up to 5 ±0.2	UNITS	MM	FINISH	SEE NOTE	CH'K	Calvin	DRAW NAME	RJ45 8P8C 2x2 90度 FRONT PEG4.57
Above 5~15 ±0.3	QT'Y	N/A	DRAW	Johnson	APP'D	Selena	PART NUMBER	WRJ5-88-22-FRAAA4
Above 15~30 ±0.4							DRAW NUMBER	C011
Above 30~50 ±0.5	MT'L	SEE NOTE	DE'N	Mike	DATE	October . 18. 2019	FILE NAME .DWG	
Angle ±0.3°								

WISCONN Technology Co.,Ltd
Tel:+886-2-2790-1979 Fax:+886-2-2790-1569

SCALE	1/1	SIZE	A4	SHEET	1	REV.	A