

P.C.B. LAYOUT(T=1.60mm)  
COMPONENT SIDE

**NOTES:**

**\*Material**

Housing: Nylon46 , UL 94V-0 rated, Color Black.  
 Contact: Brass;  
 Plating: Au plating on contact area,  
 Sn (100u" Min.) plating on solder tail,  
 Ni (40u" Min.) underplating overall.  
 Harpoon: Brass;  
 Plating: Sn (100u" Min.) plating on solder tail,  
 Ni (50u" Min.) underplating overall.

**\*Mechanical**

Insertion Force: 45N Max.  
 Withdrawal Force: 10N Min.  
 Durability: 500 Cycles.

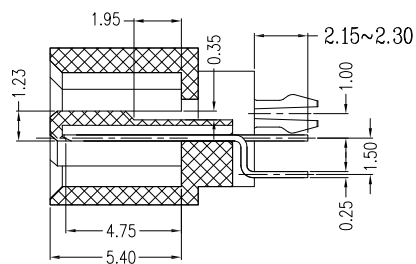
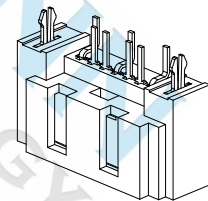
**\*Electrical Specification**

Current Rating: 1.5 Ampere Per Contact;  
 Contact Resistance: 30 mΩ Max.  
 Insulation Resistance: 1000 MΩ Min.  
 Dielectric Withstanding Voltage: 500V AC.

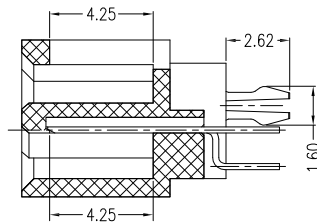
**\*Environmental**

Operating Temperature: -55°C to +85°C

Signal Segment	
Name	Type
P1	GND
P2	A+
P3	A-
P4	GND
P5	B-
P6	B+
P7	GND



SECTION A-A



SECTION B-B

DIMENSIONS TOLERANCE  
METRIC

Up to 5 ±0.2  
 Above 5~15 ±0.3  
 Above 15~30 ±0.4  
 Above 30~50 ±0.5  
 Angle ±0.3°

UNITS	MM	FINISH	SEE NOTE	CH'K	Calvin
QTY	N/A	DRAW	Johnson	APP'D	Selena
MT'L	SEE NOTE	DE'N	Mike	DATE	March . 23 . 2021

DRAW NAME	
SATA 7P 全包式 DIP B脚位	
PART NUMBER	WSTAM-07FN4BDV-B205
DRAW NUMBER	T007
FILE NAME .DWG	

**WISCONN Technology Co., Ltd**

Tel: +886-2-2790-1979 Fax: +886-2-2790-1569

SCALE	1/1	SIZE	A4	SHEET	1	REV.	A
-------	-----	------	----	-------	---	------	---