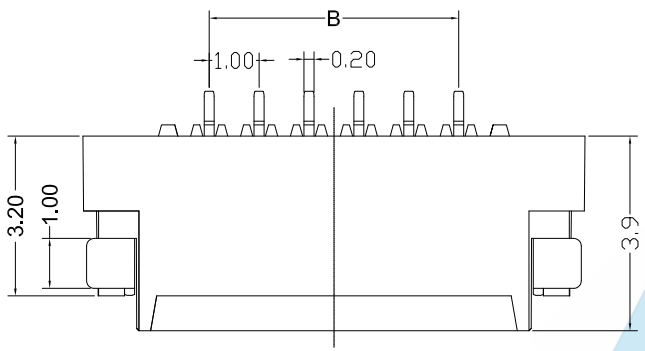

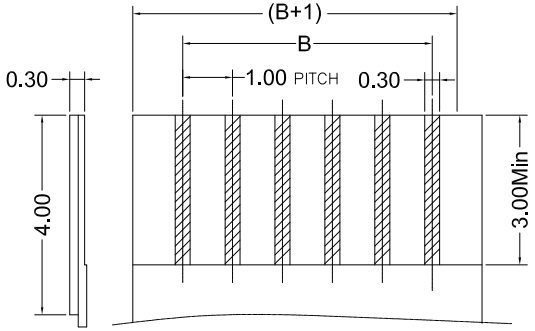

Applicable FPC

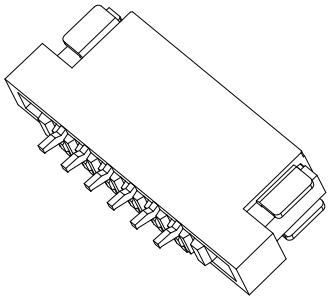

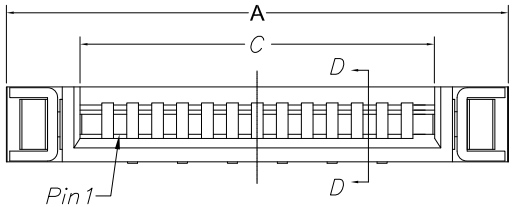

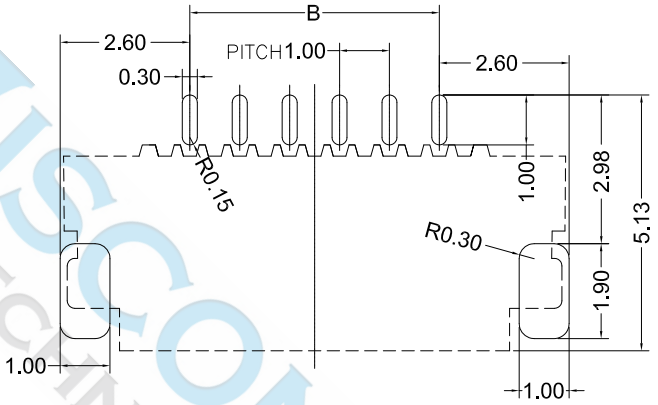

Recommended P.C.B Layout

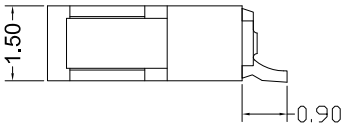

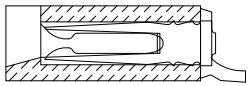

SECTION D–D

NOTES:

1. MATERIAL:
   - 1.1 HOUSING: LCP,UL 94-V0
   - 1.2 CONTACT: BRASS
   - 1.3 SOLDER PAD: BRASS
2. PLATING:
   - 2.1 CONTACT: TIN PLATED ON NICKEL OVERALL

PART NO.	Dimension		
	A	B	C
4P	8.03	3.00	5.07
5P	9.03	4.00	6.07
6P	10.03	5.00	7.07
7P	11.03	6.00	8.07
8P	12.03	7.00	9.07
9P	13.03	8.00	10.07
10P	14.03	9.00	11.07
11P	15.03	10.00	12.07
12P	16.03	11.00	13.07
13P	17.03	12.00	14.07
14P	18.03	13.00	15.07
15P	19.03	14.00	16.07
16P	20.03	15.00	17.07
17P	21.03	16.00	18.07
18P	22.03	17.00	19.07
19P	23.03	18.00	20.07
20P	24.03	19.00	21.07
21P	25.03	20.00	22.07
22P	26.03	21.00	23.07
23P	27.03	22.00	24.07
24P	28.03	23.00	25.07
25P	29.03	24.00	26.07
26P	30.03	25.00	27.07
27P	31.03	26.00	28.07
28P	32.03	27.00	29.07
29P	33.03	28.00	30.07
30P	34.03	29.00	31.07

DIMENSIONS TOLERANCE
METRIC
Up to 5 ±0.2
Above 5~15 ±0.3
Above 15~30 ±0.4
Above 30~50 ±0.5
Angle ±0.3°

UNITS	MM	FINISH	SEE NOTE	CH'K	Calvin
QT'Y	N/A	DRAW	Johnson	APP'D	Selena
MT'L	SEE NOTE	DE'N	Mike	DATE	January.25.2019

DRAW NAME
FPC 1.0P 90S 1.5H Double NON-ZIF TYPE

PART NUMBER	WF1015RN-xx-P-2-D-R
DRAW NUMBER	T002
FILE NAME .DWG	

WISCONN Technology Co.,Ltd
Tel:+886-2-2790-1979 Fax:+886-2-2790-1569

SCALE	1/1	SIZE	A4	SHEET	1	REV.	A

WISCONN TECHNOLOGY