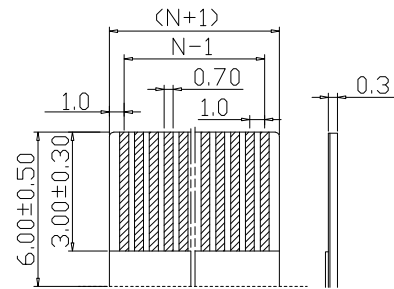
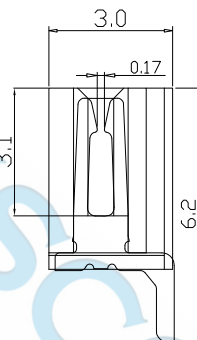
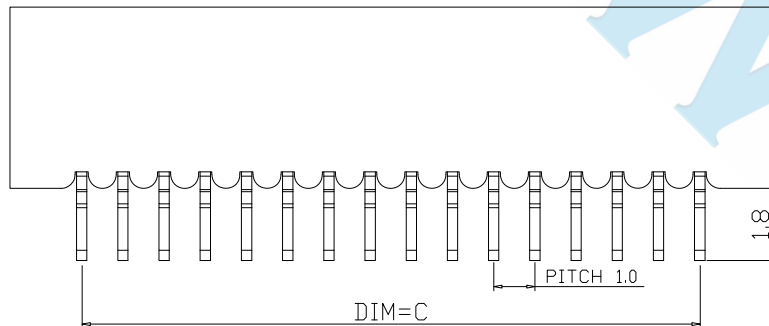


RECOMMENDED PCB LAYOUT



RECOMMENDED FFC/FPC

NO. OF contacts	Dimension		
	A	B	C
4	6.50	5.10	3.00
5	7.50	6.10	4.00
6	8.50	7.10	5.00
7	9.50	8.10	6.00
8	10.50	9.10	7.00
9	11.50	10.10	8.00
10	12.50	11.10	9.00
11	13.50	12.10	10.00
12	14.50	13.10	11.00
13	15.50	14.10	12.00
14	16.50	15.10	13.00
15	17.50	16.10	14.00
16	18.50	17.10	15.00
17	19.50	18.10	16.00
18	20.50	19.10	17.00
19	21.50	20.10	18.00
20	22.50	21.10	19.00
21	23.50	22.10	20.00
22	24.50	23.10	21.00
23	25.50	24.10	22.00
24	26.50	25.10	23.00
25	27.50	26.10	24.00
26	28.50	27.10	25.00
27	29.50	28.10	26.00
28	30.50	29.10	27.00
29	31.50	30.10	28.00
30	32.50	31.10	29.00

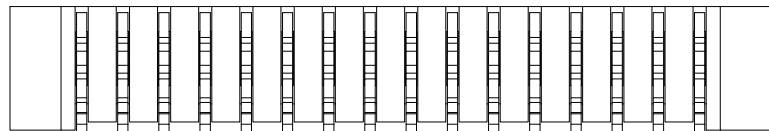
SPECIFICATIONS

Electrical Characteristics:

- 1.1 Rating: 50V ,0.5 A AC / DC
- 1.2 Temperature range: -40°C~+85°C
- 1.3 Withstand Voltage: 500V AC
- 1.4 Contact Resistance: 30mΩ MAX
- 1.5 Insulation resistance: 500 MΩ MIN

Material:

- 1.1 Housing: LCP, UL94V-0
- 1.2 Contact: Phosphor Bronze, Tin Plated over Nickel



DIMENSIONS TOLERANCE METRIC	UNITS	MM	FINISH	SEE NOTE	CH'K	Calvin
	Up to 5	±0.2				
Above 5~15	±0.3					
Above 15~30	±0.4					
Above 30~50	±0.5					
Angle	±0.3°					
	QTY	N/A	DRAW	Johnson	APP'D	Selena
	MT'L	SEE NOTE	DE'N	Mike	DATE	June . 19 . 2020

DRAW NAME		FPC 1.0P 90S 3.0H NON-ZIF SMT TYPE	
PART NUMBER	WF1030RN-xx-P-3-D-R	DRAW NUMBER	T002
FILE NAME .DWG			

WISCONN Technology Co., Ltd
 Tel: +886-2-2790-1979 Fax: +886-2-2790-1569

SCALE	1/1	SIZE	A4	SHEET	1	REV.	A
-------	-----	------	----	-------	---	------	---