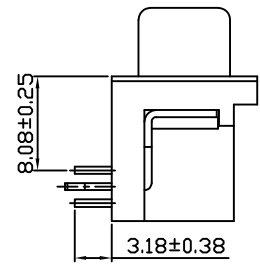
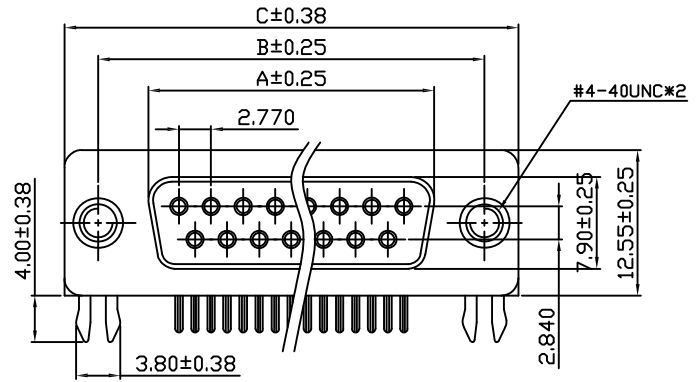
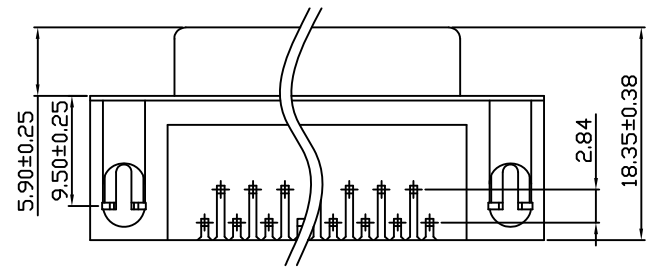
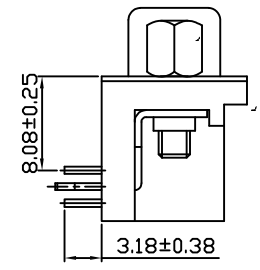


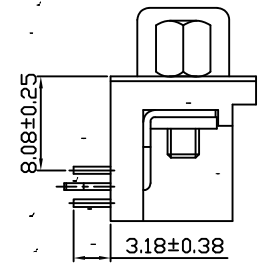
P.C.B. LAYOUT



TYPE A



TYPE B



TYPE C

NO. OF CONTACTS	A	B	C
09	16.33	24.99	30.81
15	24.66	33.32	39.14
25	38.38	47.04	53.20
37	54.84	63.50	69.32

MATERIALS:

- 1. Housing: PBT (UL 94V-0)
- 2. Contacts: Brass
- 3. Shell: SPCC
- 4. Rivet: Copper Alloy (Lead ≤ 40000PPM)
- 5. Board Lock: SPCC
- 6. Screw: SPCC Or Copper Alloy (Lead ≤ 40000PPM)

FINISH:

- 1. Contacts: Gold Flash Plated on Contact Area  
Sn Plated on Solderails  
Nickel Under Plated Over All
- 2. Shell: Nickel Plated
- 3. Rivet: Nickel Plated
- 4. Board Lock: Sn Plated
- 5. Screw: Nickel Plated

DIMENSIONS TOLERANCE <b>METRIC</b> .0=±0.30 .00=±0.20 .000=±0.10 ANG.=±2°	單位<UNITS>	MM	處理<FINISH>	SEE NOTE	審核<CH'K>	Calvin	圖名<NAME> D-SUB Female R/A G/F (8.08mm)		<b>WISCONN Technology Co., Ltd</b> Tel:02-2742-1798 Fax:02-2742-1898							
	數量<QTY>	N/A	繪圖<DRAW>	Johnson	核准<APP'D>	Selena									料號<PART NUMBER>	WDBF-xxFPBDR-8.08
	材料<MT'L>	SEE NOTE	設計<DE'N>	Mike	日期<DATE>	OCT.15.2007	圖號<DRAW NUMBER>	T005	圖檔<FILE NAME .DWG>	比例<SCALE>	1/1	圖紙<SIZE>	A4	頁次<SHEET>	1	版次<REV.>