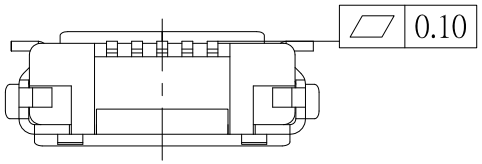

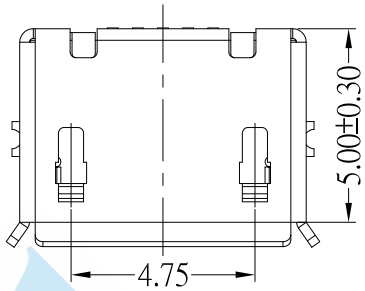

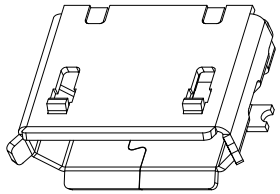

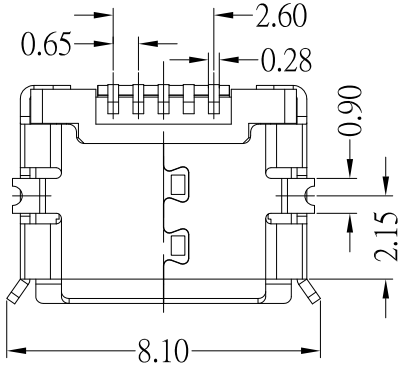

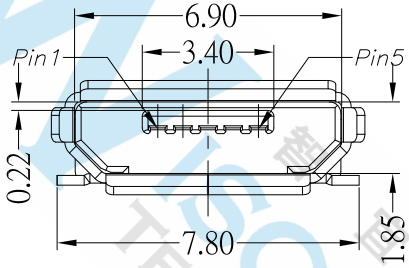

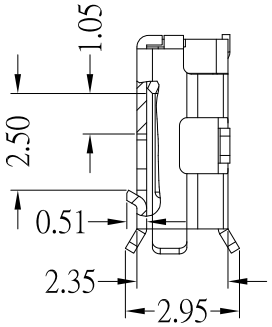

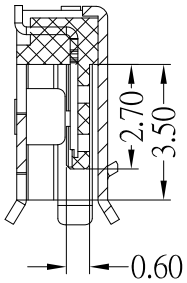

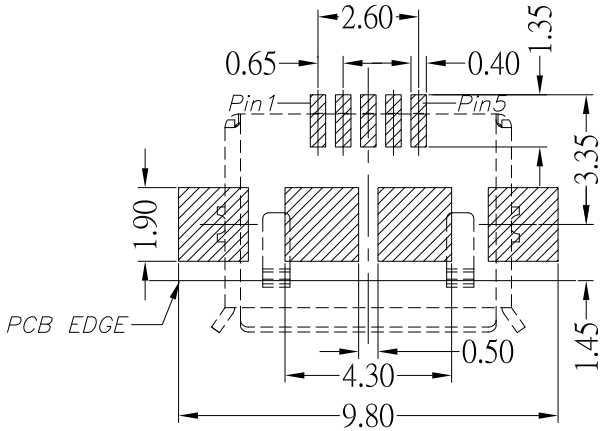

P.C.B LAYOUT MOUNTING PATTERN

SPECIFICATIONS

Electrical:

1.Current Rating: 1.8A(pin1,5)Max, 1.0A(pin2,3,4)Max
2.Contact Resistance: 30 mΩ Max
3.Dielectric Withstanding Voltage:100 V AC for 1 min
4.Insulation Resistance: 100 MΩ Min

Mechanical:

1.Connector Mate and Unmate Force
Mate force: 3.57 kgf (Max)
Unmate force: 1.0 kgf (Min)

Material:

1.Housing: LCP,UL 94V-0
2.Contact: Phosphor Bronze
3.Shell: Brass

Finish:

1.Contact: Plated Gold in Mating Area ;
Gold Plated on Solder Balls ;
Nickel under plated overall
2.Shell: Tin under Plated surface layer

DIMENSIONS TOLERANCE METRIC .0=±0.30 .00=±0.20 .000=±0.10 ANG.=±2°	單位(UNITS)	MM	處理(FINISH)	SEE NOTE	審校(CH'K)	Calvin	圖名(NAME) MICRO USB B TYPE SMT 無柱		WISCONN Technology Co.,Ltd Tel:02-2790-1979 Fax:02-2790-1569					
	數量(QT'Y)	N/A	繪圖(DRAW)	Johnson	核准(APP'D)	Selena	料號(PART NUMBER)	WMRU2-05FLBSR						
	材料(MT'L)	SEE NOTE	設計(DE'N)	Mike	日期(DATE)	OCT.12.2016	圖號(DRAW NUMBER)	T002	比例(SCALE)	1/1	圖紙(SIZE)	A4	頁次(SHEET)	1	版次(REV.)	A
							圖檔(FILE NAME .DWG)							