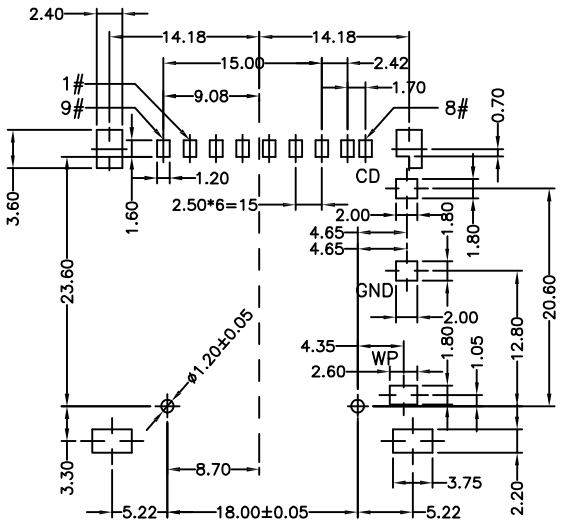

P.C.B LAYOUT

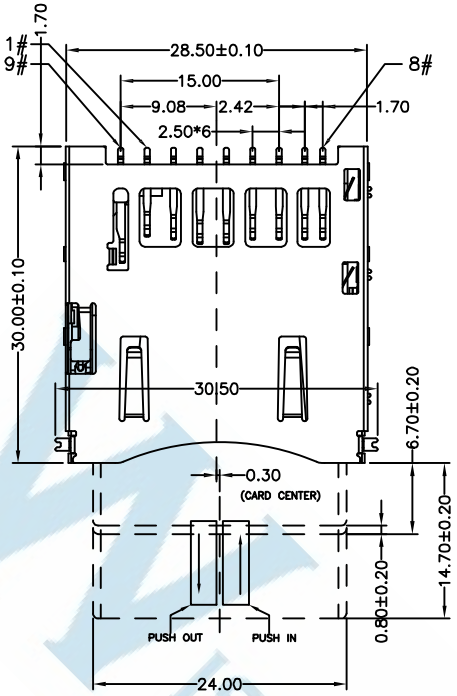

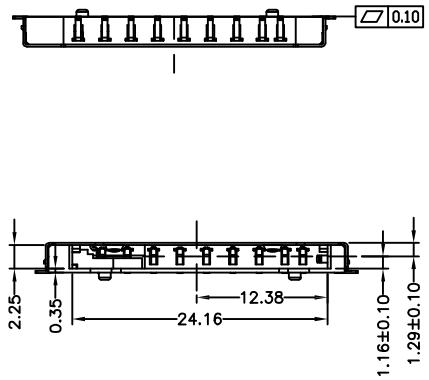

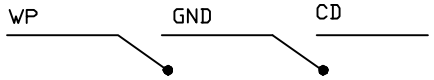

WP: WRITE PROTECT SWITCH CONTACT
GND: COMMON SWITCH CONTACT
CD: CARD DETECT SWITCH CONTACT

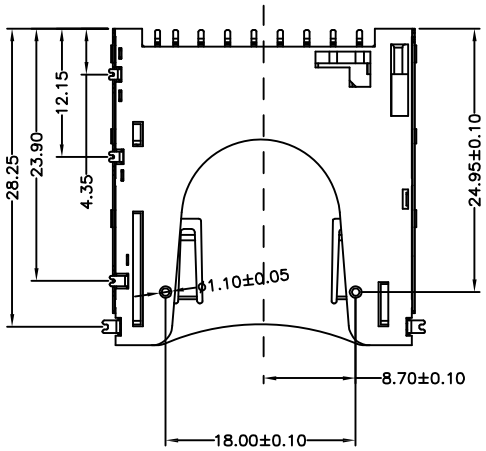

SWITCH OPERATION DIAGRAM

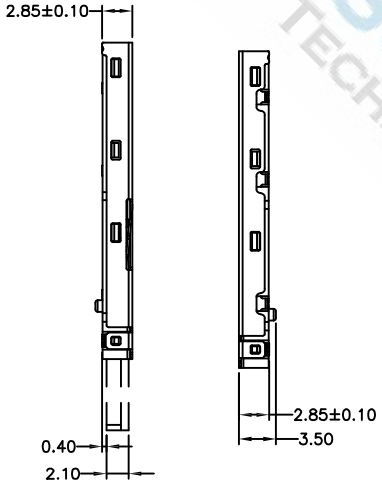

PIN	NAME
1	CD/DAT3
2	CMD
3	VSS1
4	VDD
5	CLK
6	VSS2
7	DAT0
8	DAT1
9	DAT2

MATERIALS

HOUSING: HI-TEMP. PLASTIC (UL 94V-0), BLACK
SHELL: STAINLESS STEEL, NICKEL PLATING
PAD: COPPER ALLOY, GOLD PLATING
TERMINAL: COPPER ALLOY, GOLD PLATED ON CONTACT AREA
TIN PLATED ON SOLDER TAIL

PECIFICATION

CURRENT RATING: 0.5 AMP MAX
DIELECTRIC WITHSTANDING: 500V AC FOR ONE MINUTE
CONTACT RESISTANCE: 60m OHMS MAX
INSULATION RESISTANCE: 1000M OHMS MIN AT DC 500V
OPERATION TEMPERATURE: -25°C~+90°C

DIMENSIONS TOLERANCE METRIC .0=±0.30 .00=±0.20 .000=±0.10 ANG.=±2°	單位(UNITS)	MM	處理(FINISH)	SEE NOTE	審校(CH'K)	Calvin	圖名(NAME) SD CARD, PCB MOUNT, SMT, METAL SHIELD, PUSH-PUSH REVERSE TYPE, FEMALE		WISCONN Technology Co., Ltd				
	數量(QT'Y)	N/A	繪圖(DRAW)	Johnson	核准(APP'D)	Selena	料號(PART NUMBER)	WSDC-09GFLPPSR-R	Tel:02-2742-1798 Fax:02-2742-1898				
	材料(MT'L)	SEE NOTE	設計(DE'N)	Mike	日期(DATE)	OCT.15.2007	圖號(DRAW NUMBER)	T004	比例(SCALE) 1/1	圖紙(SIZE) A4	頁次(SHEET) 1	版次(REV.) A	
							圖檔(FILE NAME .DWG)						