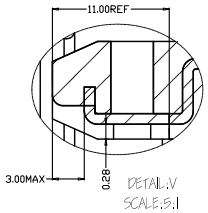

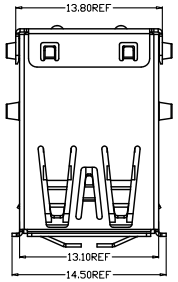

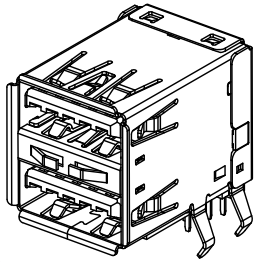

PIN NUMBER	SIGNAL NAME
1	VBUS
2	D-
3	D+
4	GND
5	StdA_SSRX-
6	StdA_SSRX+
7	DND-DRAIN
8	StdA_SSTX-
9	StdA_SSTX+
SHELL	Shield

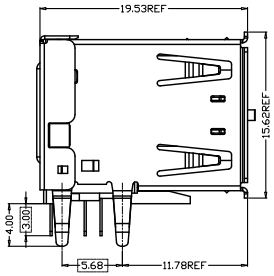

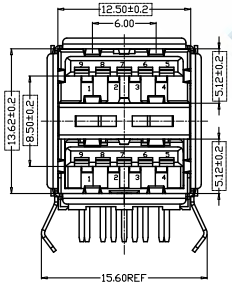

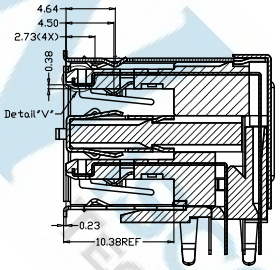

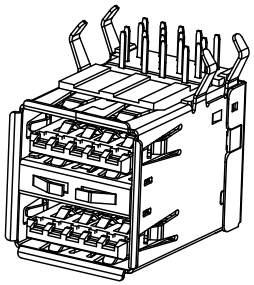

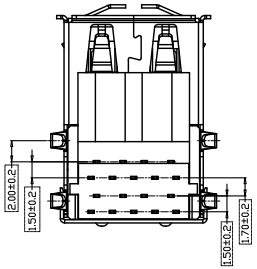

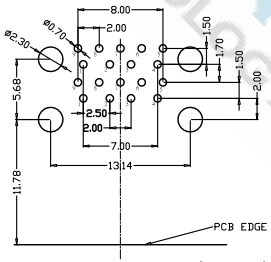

RECOMMENDED PCB LAYOUT (TOP VIEW)
TOLERANCE FOR PCB LAYOUT IS ±0.05

NOTE:

1. MATERIAL:
   - 1.1 INSULATOR: PA46+GLASS FIBER(30%) UL94V-0 COLOR=BLUE
   - 1.2 CONTACT: BRASS OR PHOSPHOR BRONZE(T=0.20mm)
   - 1.3 SHELL: BRASS OR PHOSPHOR BRONZE(T=0.30mm)
2. ELECTRICAL CHARACTERISTICS:
   - 2.1 CONTACTRESISTANCE: 30m? MAXIMUM
   - 2.2 CONTACT CURRENT RATING: 1.5 AMPERES
   - 2.3 DIELECTRIC WITHSTANDING VOLTAGE: 500 V R.M.S.
   - 2.4 INSULATION RESISTANCE 1000 MEGOHMS MIN
   - 2.5 OPERATING TEMPEROTURE: - 40° C ~ 85° C
3. MECHANICAL CHARACTERISTICS:
   - 3.1 MATING FORCE: 3.75Kg MAX
   - 3.2 UNMATING FORCE: 1.02Kg MIN
   - 3.3 DURABILITY: MANDATORY: 5,000 CYCLES
4. PLATING:
   - 4.1 TERMINAL: GOLD(SEE ORDERING INFORMATION)
     ALL OVER 100u" MIN NICKEL AND
     ALL OVER 50u" MIN NICKEL ON SOLDER AREA
   - 4.2 SHELL: 80u" MIN. NICKEL OVER ALL

DIMENSIONS TOLERANCE METRIC .0=±0.30 .00=±0.20 .000=±0.10 ANG.=±2°	單位(UNITS)	MM	處理(FINISH)	SEE NOTE	審校(CH'K)	Calvin	圖名(NAME)	USB3.0 STACKED A/F R/A DIP BLUE(19.53mm)	WISCONN Technology Co.,Ltd Tel:02-2742-1798 Fax:02-2742-1898					
	數量(QT'Y)	N/A	繪圖(DRAW)	Johnson	核准(APP'D)	Selena	料號(PART NUMBER)	WU3AF-2X1xxNBUDR						
	材料(MT'L)	SEE NOTE	設計(DE'N)	Mike	日期(DATE)	OCT.15.2007	圖號(DRAW NUMBER)	T017	比例(SCALE)	1/1	圖紙(SIZE)	A4	頁次(SHEET)	1	版次(REV.)	A
							圖檔(FILE NAME .DWG)							