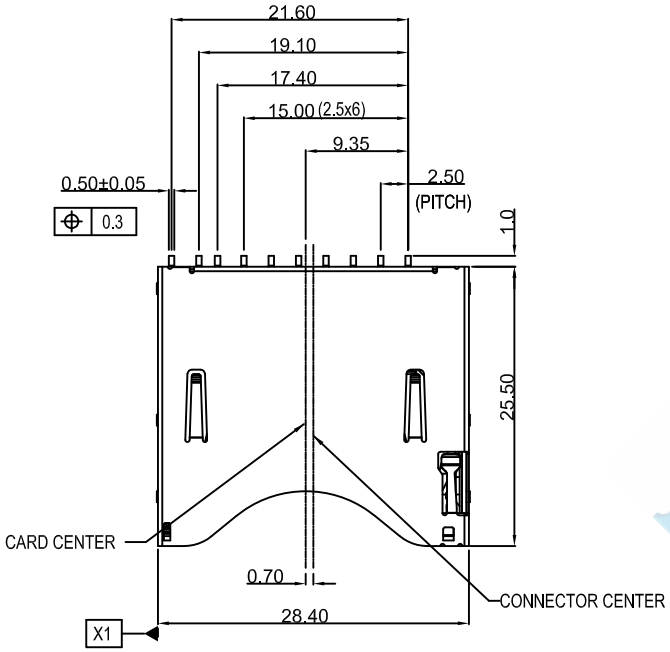

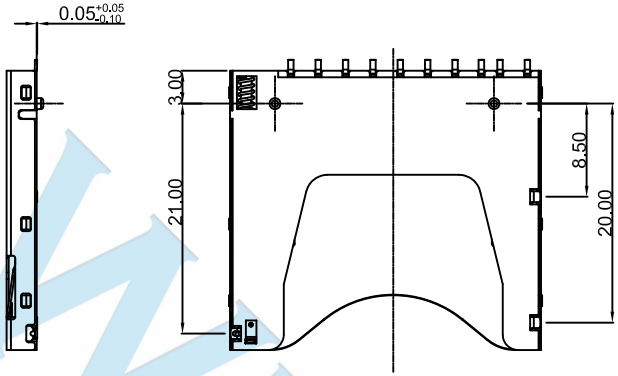

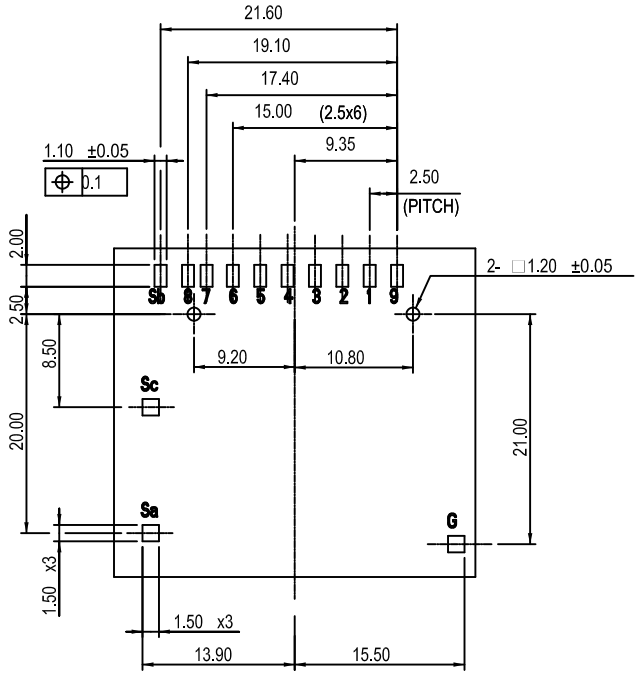

RECOMMENT PC BOARD LAYOUT

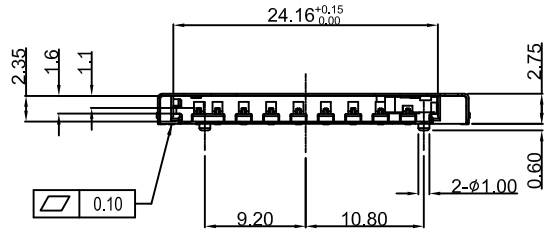

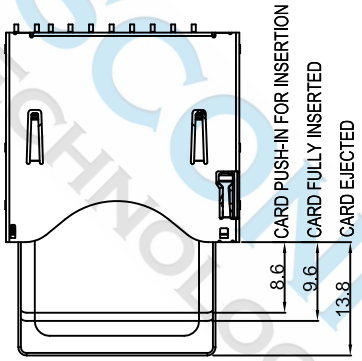

NOTES:
ALL MATERIALS AND PLATING SPECIFICATION COMPLY WITH THE GREEN PRODUCT POLICY

PIN NO.	PIN ASSIGNEMENT	PIN NO.	PIN ASSIGNEMENT
1	DAT3/CS/CD	8	DAT1
2	CMD	9	DAT2
3	VSS1	Sa	WRITE PROTECTION
4	VDD	Sb	CARD DETECTION
5	CLK	Sc	COMMON SWITCH
6	VSS2	G	GROUND
7	DAT0		

Card detection switch		Write protection switch		
When card is ejected	When card is inserted	When card is ejected	When card is inserted	
			Write protect	Write enable
OPEN	CLOSE	OPEN	OPEN	CLOSE
Sb Sc	Sb Sc	Sa Sc	Sa Sc	Sa Sc

ITEM	PART NAME	Q'TY	MATERIAL
1	BODY	1	LCP
2	SLIDER	1	LCP
3	CONTACT	1	PHOSPHOR BRONZE
4	SWITCH A	1	PHOSPHOR BRONZE
5	SWITCH C	1	PHOSPHOR BRONZE
6	HOLD DOWN	1	PHOSPHOR BRONZE
7	SHELL	1	STAINLESS
8	DRAG LINK	1	STAINLESS
9	SPRING	1	PIANO WIRE

DIMENSIONS TOLERANCE
METRIC
Up to 5 ±0.2
Above 5~15 ±0.3
Above 15~30 ±0.4
Above 30~50 ±0.5
Angle ±0.3°

UNITS	MM	FINISH	SEE NOTE	CH'K	Calvin	DRAW NAME	SD CONN SMT PUSH PUSH TYPE
QT'Y	N/A	DRAW	Johnson	APP'D	Selena	PART NUMBER	WSDC-09GFLPPSR
MT'L	SEE NOTE	DE'N	Mike	DATE	November.03. 2020	DRAW NUMBER	T014
						FILE NAME .DWG	

WISCONN Technology Co.,Ltd
Tel:+886-2-2790-1979 Fax:+886-2-2790-1569

SCALE	1/1	SIZE	A4	SHEET	1	REV.	A