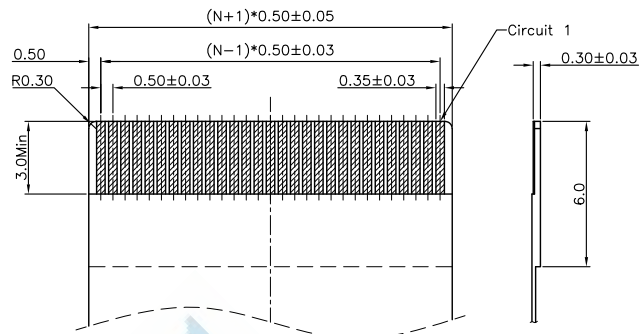
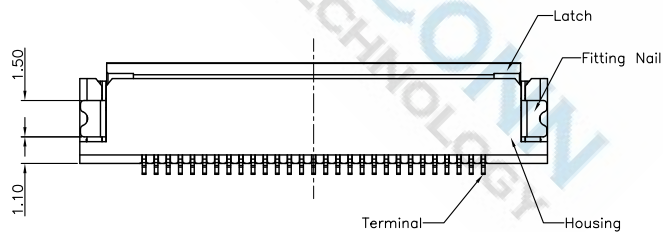
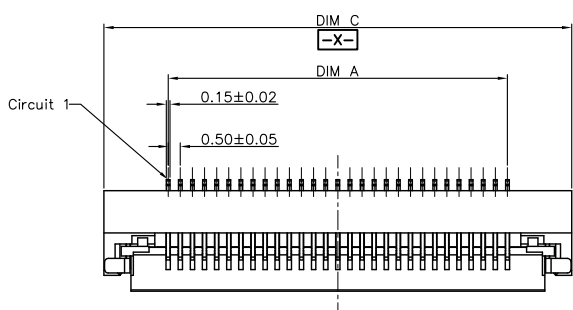
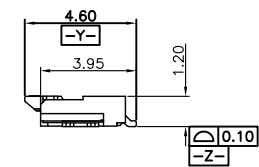
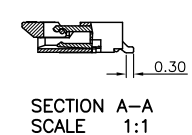
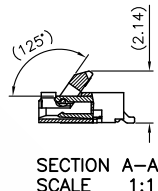
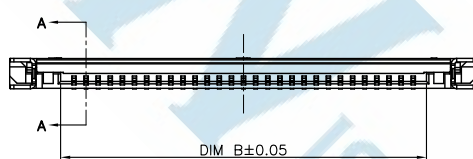
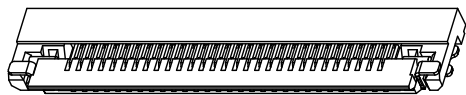


PCB LAYOUT



RECOMMENDED FPC/FFC DIMENSION

Material:
 1 Housing: LCP UL94V-0
 2 Latch: LCP UL94V-0
 3 Terminal: COPPER ALLOY
 4 Fitting Nail: COPPER ALLOY



ORDER INFORMATION

WF05H1B — XX — P — R
 SERIES NO. PIN No. CONTACT PLATING PACKAGE
 P: Pure Tin R: Tape & Reel
 G: 1U" Gold
 2: 2U" Gold
 ...

PIN NO.	DIM. A	DIM. B	DIM. C
P=4~60	PX0.5-0.50	PX0.5+0.60	PX0.5+4.80

DIMENSIONS TOLERANCE METRIC .0=±0.30 .00=±0.20 .000=±0.10 ANG.=±2°	單位(UNITS)	MM	處理(FINISH)	SEE NOTE	審校(CH'K)	Calvin	圖名(NAME) 0.5mm ZIF FPC H=1.2 SMT R/A PIANO TYPE 料號(PART NUMBER) WF05H1B-XX-P-R 圖號(DRAW NUMBER) T001 圖檔(FILE NAME .DWG)	WISCONN Technology Co., Ltd Tel:02-2742-1798- Fax:02-2742-1898						
	數量(QT'Y)	N/A	繪圖(DRAW)	Johnson	核准(APP'D)	Selena								
	材料(MT'L)	SEE NOTE	設計(DE'N)	Mike	日期 DATE)	OCT.15.2007								
							比例(SCALE)	1/1	圖紙(SIZE)	A4	頁次(SHEET)	1	版次(REV.)	A